

**INTRODUCTION**

The Undergraduate Alumni Survey examines post-graduation outcomes of recent Marquette University undergraduate alumni. The survey asks respondents about their current life situation, pursuit of additional education, current employment status, their reflection on institutional learning outcomes, and overall satisfaction with Marquette. The data are used to inform prospective undergraduate students about Marquette, improve the Marquette undergraduate experience, and aid in assessment and accreditation efforts.

Most recently, the survey was administered from June 15, 2015 through August 21, 2015 to target populations of undergraduate alumni who graduated one year ago (the 2013-2014 graduating class) and five years ago (the 2009-2010 graduating class). Invitees were emailed a link to an online questionnaire if they had an email address. Non-respondents and those with no email were contacted via letter and asked to fill out the online questionnaire.

**KEY FINDINGS**

- Ninety-five percent of alumni one year after graduation and 99% of alumni five years after graduation were **engaged in an activity full-time** or were not seeking full-time employment.
- Sixty-eight percent of alumni one year after graduation and 87% of alumni five years after graduation were **employed full-time**.
- Twenty-one percent of alumni one year after graduation and 7% of alumni five years after graduation were enrolled in a **full-time graduate/professional program**.
- Of those employed full-time, 83% of alumni one year out and 75% of alumni five years out with full-time employment reported that they considered their job to be **related to their major**.
- Of those employed full-time, 89% of alumni one year out and 92% of alumni five years out with full-time employment reported that they consider their job to be **related to their career goals and/or an entry-level path** that will allow them to achieve their career goals.
- Eighty-six percent of those employed full-time felt Marquette **prepared them** “a great deal” or “somewhat” for their **current position**.
- Ninety-five percent of alumni who had completed a graduate/professional degree within five years of graduation reported that their Marquette education had **prepared them** “a great deal” or “somewhat” **for their graduate/professional program**.
- Ninety-six percent of alumni one year after graduation and 97% of alumni five years after graduation indicated they were **satisfied** with their overall undergraduate education.
- Eighty-eight percent of alumni one year out and 87% of alumni five years out reported either “some connection” or a “very strong connection” to Marquette.

**RESULTS**

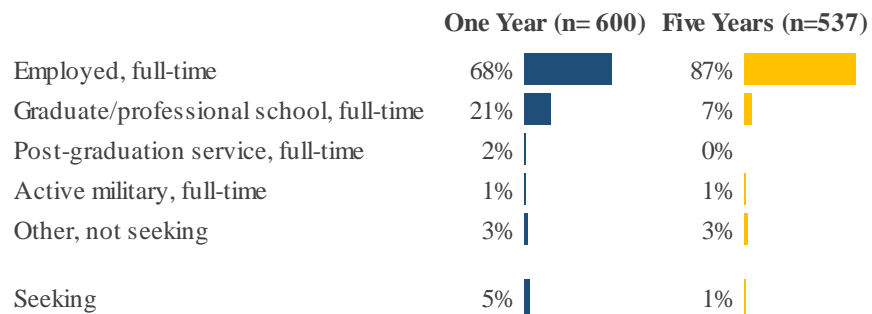
**Response Rates**

The overall response rate for the survey was 33%. For both cohorts the response rate was 33%. The table below shows response rates by college. Respondents to the survey represent the full population fairly well, though the group of respondents is slightly skewed female and white.

College	One year			Five years		
	Number of Graduates	Number of Respondents	Response Rate	Number of Graduates	Number of Respondents	Response Rate
Arts and Sciences	494	151	31%	522	178	34%
Business Administration	362	109	30%	334	121	36%
Communication	240	90	38%	246	77	31%
Education	82	22	27%	33	11	33%
Engineering	238	82	34%	215	73	34%
Health Sciences	274	107	39%	207	61	29%
Nursing	115	40	35%	85	18	21%
Professional Studies	22	6	27%	28	4	14%
<b>Overall</b>	<b>1,827</b>	<b>607</b>	<b>33%</b>	<b>1,670</b>	<b>543</b>	<b>33%</b>

### One-Year and Five-Year Post-Graduation Outcomes - Overall

Graduates were grouped into one of several post-graduation outcomes based on their survey response. Each category is mutually exclusive.



- **Employed, full-time** represents alumni who indicated full-time employment. The alumnus/a may have also indicated participation in another activity (such as graduate/professional school); in such cases, the respondent’s outcome was only included in ‘employed, full-time’.
- **Graduate/professional school, full-time** represents alumni who indicated current full-time enrollment in graduate professional school and who are not working full-time.
- **Post-graduation service** represents alumni who are participating in a stipend-paid post-graduation service position such as the Peace Corps, AmeriCorps, or the Jesuit Volunteer Corps.
- **Active military, full-time** represents alumni who currently serve in the armed forces full-time.
- **Other, not seeking** represents alumni who indicated they were not engaged in an activity full-time or were not actively seeking employment or enrollment in a graduate/professional program. This includes alumni who were working part-time and/or attending school part-time.
- **Seeking** indicates those who were not engaged in any activity above and were still seeking employment as of either one year or five years post-graduation.

### One-year and Five-year Post-Graduation Outcomes by College

The information below shows the post-graduation outcomes rates for the undergraduate colleges at Marquette. The College of Professional Studies is excluded from the table due to a small number of respondents. Percentages for each college may not sum to 100% due to rounding.

	Respondents		Employed, full-time		Graduate/professional school, full-time		Post-graduation service, full-time	
	One Year	Five Years	One Year	Five Years	One Year	Five Years	One Year	Five Years
Arts and Sciences	148	175	49%	79%	35%	15%	5%	0%
Business Administration	107	120	93%	98%	5%	0%	0%	0%
Communication	90	76	80%	89%	7%	4%	2%	0%
Education	22	11	86%	100%	5%	0%	0%	0%
Engineering	82	72	82%	90%	11%	3%	2%	0%
Health Sciences	105	61	34%	84%	52%	11%	1%	0%
Nursing	40	18	90%	83%	0%	6%	0%	0%

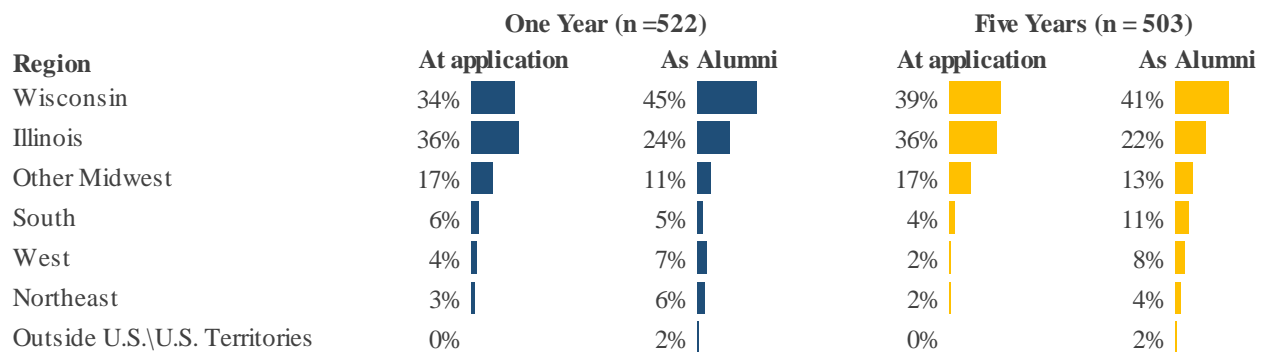
  

	Respondents		Active military, full-time		Other, Not Seeking		Seeking	
	One Year	Five Years	One Year	Five Years	One Year	Five Years	One Year	Five Years
Arts and Sciences	148	175	2%	1%	4%	3%	4%	1%
Business Administration	107	120	1%	1%	0%	1%	2%	1%
Communication	90	76	0%	0%	4%	4%	7%	3%
Education	22	11	0%	0%	0%	0%	9%	0%
Engineering	82	72	0%	3%	1%	3%	4%	1%
Health Sciences	105	61	0%	0%	6%	3%	7%	2%
Nursing	40	18	5%	0%	3%	11%	3%	0%

## Geographical Region

Alumni were asked to indicate their current location. As a comparison, alumni location at the time of application to Marquette is also shown.

One year after graduation, it appears that more graduates are choosing to remain in Wisconsin; however, this probably reflects students who continue in their graduate/professional studies at Marquette. At five years, the percentage of respondents in Wisconsin as alumni is about the same as the percentage of respondents originally from Wisconsin. There is also a shift in the five year distribution from the Midwest, including Illinois, to the south, west, northeast and locations outside the U.S.

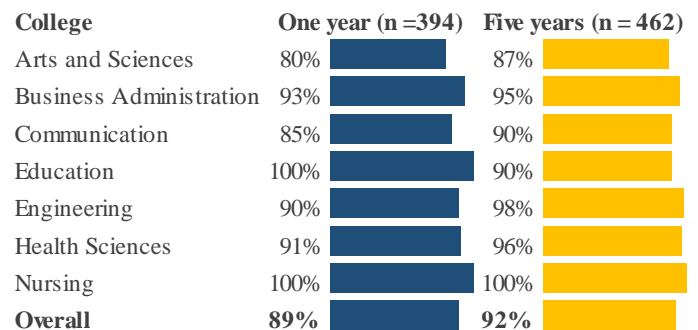
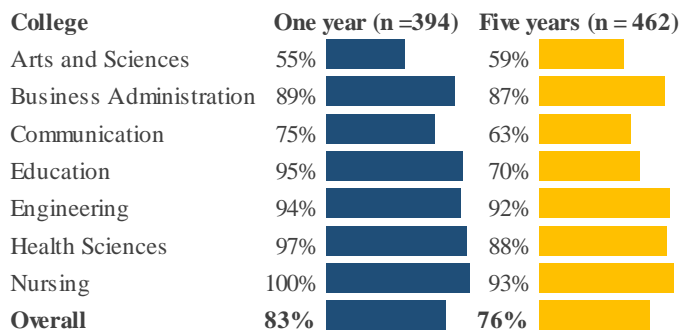


## Full-time Employment

Respondents were asked to indicate the relationship of their current position to their undergraduate major and their career goals. The College of Professional Studies is excluded from the table due to a small number of respondents.

Overall, 83% of alumni one year out and 76% of alumni five years out with full-time employment reported that they considered their job to be **related to their major**.

Overall, 89% of alumni one year out and 92% of alumni five years out with full-time employment reported that they consider their job to be **related to their career goals and/or an entry-level path** that will allow them to achieve their career goals.



Alumni employed full-time were asked to report their annual gross salary. The chart below depicts the median salaries of full-time employed graduates by college. The graphic also includes the 25<sup>th</sup> and 75<sup>th</sup> percentiles of gross salary. Employed alumni in the College of Professional Studies are excluded due to a small number of respondents. The chart excludes those active in the military and those in a post-graduation stipend-paid service position.

College	Number of Respondents	25th percentile	Median	75th percentile
Overall - one year	381	\$37,800	\$50,000	\$59,000
Overall - five year	440	\$48,000	\$63,000	\$75,000
Arts and Sciences - one year	67	\$32,000	\$39,000	\$50,000
Arts and Sciences - five year	130	\$42,000	\$51,250	\$68,000
Business Administration - one year	93	\$45,000	\$52,000	\$60,000
Business Administration - five year	111	\$59,700	\$70,000	\$85,000
Communication - one year	70	\$32,000	\$37,000	\$41,000
Communication - five year	64	\$42,000	\$50,000	\$60,000
Education - one year	18	\$32,000	\$38,000	\$44,000
Education - five year	9	\$40,000	\$47,000	\$60,000
Engineering - one year	65	\$55,000	\$60,000	\$68,000
Engineering - five year	64	\$67,500	\$75,000	\$83,500
Health Sciences - one year	33	\$33,000	\$47,000	\$77,000
Health Sciences - five year	49	\$58,000	\$67,000	\$85,000
Nursing - one year	35	\$50,000	\$54,000	\$60,000
Nursing - five year	13	\$55,000	\$60,000	\$65,000

Alumni employed full-time were also asked about the extent to which Marquette prepared them for their current position. The College of Professional Studies is excluded from the table due to a small number of respondents. Overall, 85% of respondents felt Marquette prepared them “a great deal” or “somewhat” for their current position.

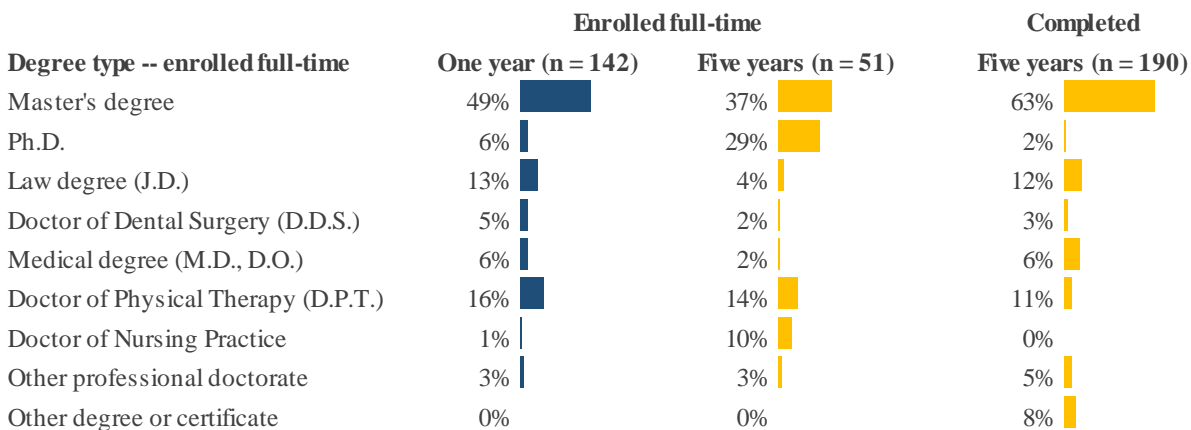
	One year (n = 394)	Five years (n= 462)
A great deal	48%	41%
Somewhat	37%	45%
A little	12%	12%
Not at all	3%	2%

### Graduate and Professional Education

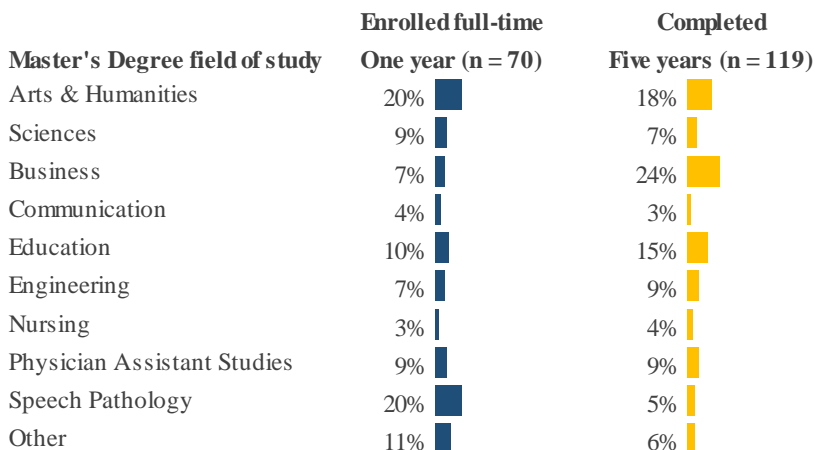
Alumni were asked whether or not they had completed or were currently pursuing graduate/professional school. The categories below are not mutually exclusive. For example, a respondent could have completed a graduate/professional program and also be enrolled in a program. The information about alumni enrolled full-time or part-time are not directly comparable to the post-graduation outcome categories above, as these numbers include all alumni enrolled who may also be working full-time.



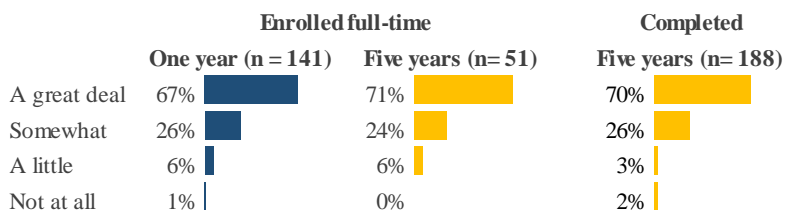
Those pursuing graduate/professional school full-time were asked to indicate the type of degree they are pursuing and the field of study of the degree. The survey also collected the name of the school, although that information is not included within this report. These categories are not mutually exclusive; a respondent could have completed a graduate/professional program and also be enrolled in a program.



Alumni pursuing either Master's or Ph.D. degrees were asked to indicate their field of study. Results for alumni who were pursuing Ph.D. degrees and alumni who were 5 years out enrolled full-time are not shown due to a small number of respondents. The majority of alumni who were five-years out and enrolled in a degree program were enrolled in the Sciences (6), followed by Other (4), Business (3), Nursing (3), Education (2), and Arts and Humanities (1).



Alumni who were attending or who had completed a graduate/professional school program were also asked about the extent to which Marquette prepared them for the program.



## Satisfaction

Alumni indicated their satisfaction with Marquette in their responses to three different questions.

		Definitely yes	Probably yes	Probably no	Definitely no
If you could start over, would you choose to attend Marquette for your undergraduate education?	One year (n = 607)	55%	37%	7%	2%
	Five years (n= 543)	51%	41%	8%	1%

Alumni who indicated they would probably or definitely not attend again were asked to explain why they would not choose Marquette again. Out of the 95 alumni who indicated a reason, 69% of alumni one year after graduation and 73% of alumni five years after graduation indicated cost as part of their reasoning.

		Excellent	Good	Poor	Very Poor
How would you rate your Marquette undergraduate education in terms of providing value for the money you and your family spent?	One year (n = 607)	32%	59%	8%	1%
	Five years (n= 543)	32%	60%	7%	1%

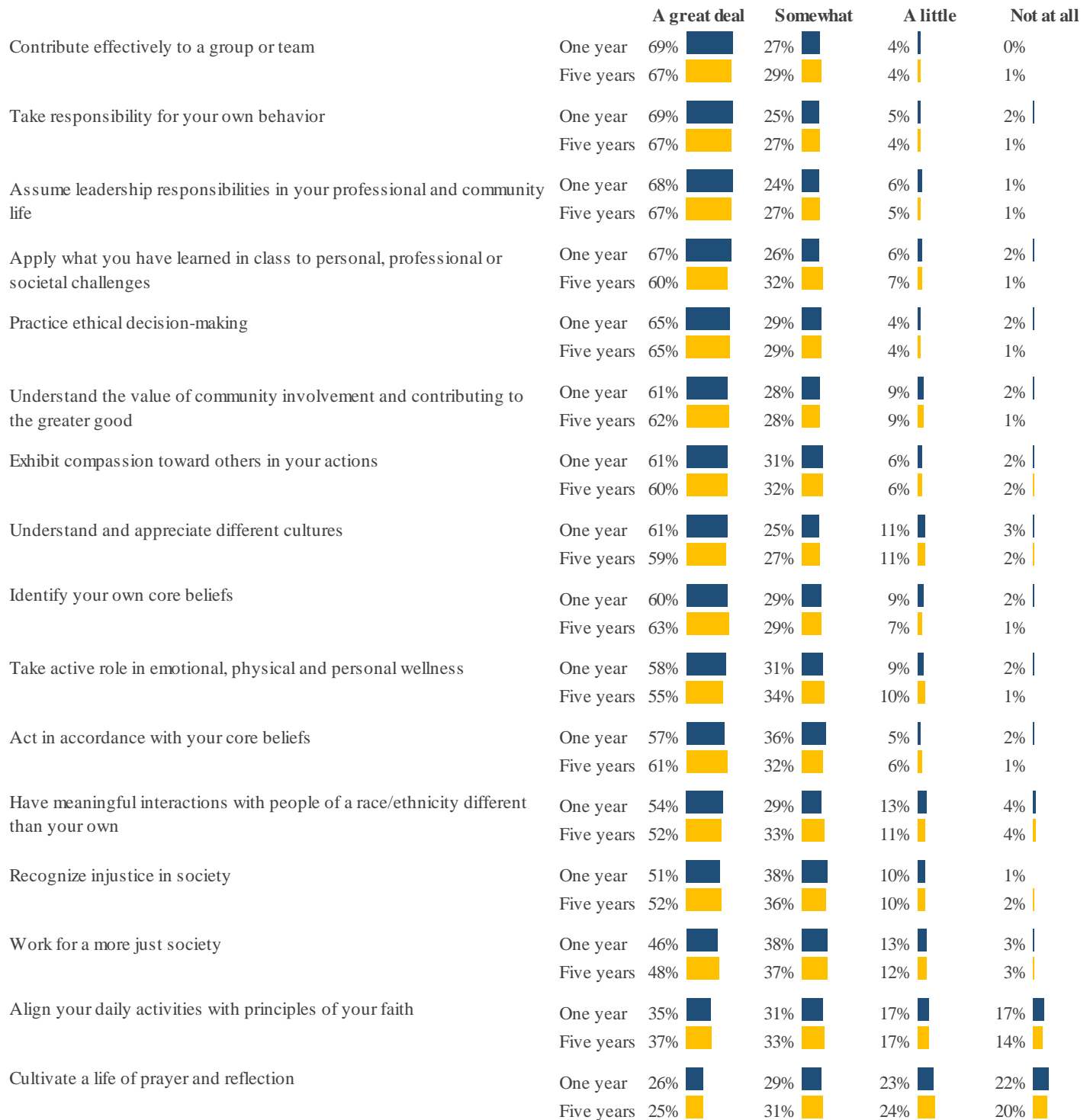
		Very satisfied	Somewhat satisfied	Somewhat dissatisfied	Very dissatisfied
Overall, how satisfied are you with your Marquette undergraduate education?	One year (n = 607)	65%	31%	3%	1%
	Five years (n= 543)	69%	28%	2%	1%

## Development of Abilities

Alumni were asked to indicate how much their Marquette undergraduate education contributed to their abilities in several domains.

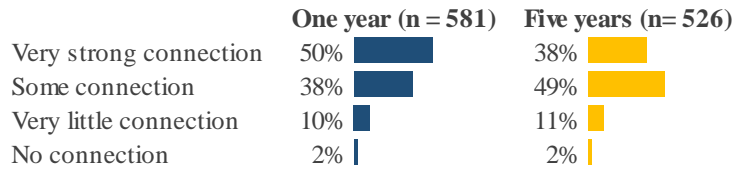
		A great deal	Somewhat	A little	Not at all
Write clearly and logically	One year	59%	34%	6%	1%
	Five years	62%	33%	4%	1%
Locate, evaluate and effectively use research and information resources	One year	58%	35%	6%	1%
	Five years	54%	37%	8%	1%
Analyze quantitative information	One year	52%	39%	8%	2%
	Five years	51%	40%	8%	2%
Give effective oral presentations	One year	49%	37%	12%	3%
	Five years	46%	41%	11%	3%
Identify career goals	One year	49%	34%	13%	4%
	Five years	37%	43%	17%	4%
Use knowledge from the social sciences to understand individual and social behavior	One year	48%	36%	14%	3%
	Five years	44%	38%	14%	4%
Use scientific inquiry to understand problems and evaluate information	One year	42%	39%	14%	5%
	Five years	38%	38%	19%	5%
Appropriately use the technology and tools of your field	One year	42%	40%	13%	5%
	Five years	37%	44%	13%	6%
Appreciate the value of history in understanding the past and present	One year	39%	36%	19%	6%
	Five years	37%	37%	19%	6%
Interpret works of literature	One year	29%	37%	25%	9%
	Five years	31%	35%	26%	9%
Appreciate great works of art, music and drama	One year	26%	31%	26%	17%
	Five years	25%	33%	29%	13%

Alumni were asked how much they have grown in their abilities in several areas compared to when they entered Marquette as undergraduates.

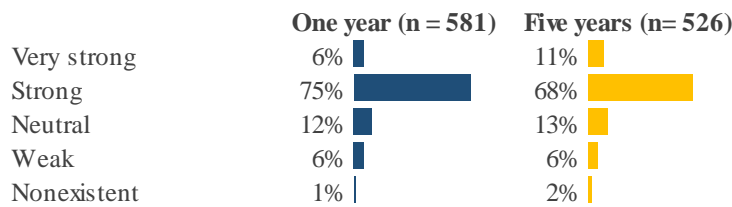


**Connection to Marquette**

Alumni were asked how connected they felt to Marquette. Overall, 88% of alumni one year out and 87% of alumni five years out reported either “some connection” or a “very strong connection” to Marquette.



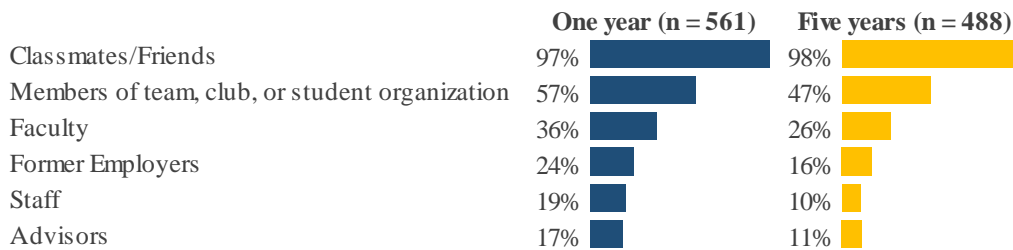
Alumni were also asked to describe their current relationship with Marquette. Overall, 81% of alumni one year out and 79% of alumni five years out reported either a “very strong” or “strong” relationship with Marquette.



Alumni were asked whether or not they had stayed connected with anyone that they had met while an undergraduate student at Marquette. Overall, over 90% of respondents reported that they have stayed connected with someone they met while they were an undergraduate student at Marquette.



Those who reported that they stayed connected with someone they met while they were an undergraduate student at Marquette were asked to indicate with whom they kept in contact. These categories are not mutually exclusive.



**DISCUSSION**

Results from this biennial survey are distributed to many campus constituency groups and are used to inform current and future students of post-graduation outcomes. Additional information, such as employers, job titles, graduate/professional school names, and comments from the respondents are available upon request.

For additional information about the report, contact:

Ms. Alexandra Riley, Director of Institutional Research and Analysis, at [alexandra.riley@marquette.edu](mailto:alexandra.riley@marquette.edu),

Ms. Crystal Lendved, Research Analyst, Institutional Research and Analysis, at [crystal.lendved@marquette.edu](mailto:crystal.lendved@marquette.edu).