

INTRODUCTION

The Undergraduate Alumni Survey examines post-graduation outcomes of recent Marquette University undergraduate alumni. The survey asks respondents about their current life situation, pursuit of additional education, current employment status, their reflection on institutional learning outcomes, and overall satisfaction with Marquette. The data are used to inform prospective undergraduate students about Marquette, improve the Marquette undergraduate experience, and aid in assessment and accreditation efforts.

Most recently, the survey was administered from August 1, 2013 through November 1, 2013 to target populations of undergraduate alumni who graduated one year ago (the 2011-2012 graduating class) and five years ago (the 2007-2008 graduating class). Invitees were mailed a paper questionnaire, and non-respondents were contacted via email and asked to fill out an online questionnaire.

KEY FINDINGS

- Ninety-six percent of alumni one year after graduation and 98% of alumni five years after graduation were **engaged in an activity full-time** or were not seeking full-time employment.
- Seventy percent of alumni one year after graduation and 89% of alumni five years after graduation were **employed full-time**.
- Twenty percent of alumni one year after graduation and 5% of alumni five years after graduation were enrolled in a **full-time graduate/professional program**.
- Of those employed full-time, 81% of alumni one year out and 80% of alumni five years out with full-time employment reported that they considered their job to be **related to their major**.
- Of those employed full-time, 91% of alumni one year out and 92% of alumni five years out with full-time employment reported that they consider their job to be **related to their career goals and/or an entry-level path** that will allow them to achieve their career goals.
- Over 90% of those employed full-time felt Marquette **prepared them** “a great deal” or “somewhat” for their **current position**.
- Ninety-four percent of alumni who had completed a graduate/professional degree within five years of graduation reported that their Marquette education had **prepared them** “a great deal” or “somewhat” **for their graduate/professional program**.
- Ninety-six percent of alumni one year after graduation and 97% of alumni five years after graduation indicated they were **satisfied** with their overall undergraduate education.

RESULTS

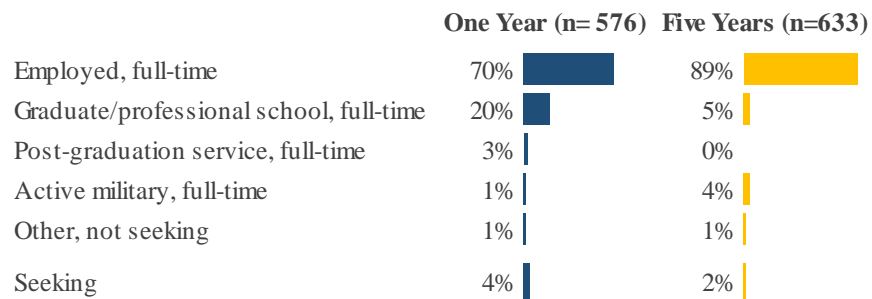
Response Rates

The overall response rate for the survey was 35%. For the cohort one year after graduation, the response rate was 35%, and for the cohort five years out from graduation the response rate was 36%. The table below shows response rates by college. The College of Education was created in fall 2008; thus, there are no graduates or respondents from this college in the 2007-2008 graduating class. Respondents to the survey represent the full population fairly well, though the group of respondents is slightly skewed female and white.

College	One year			Five years		
	Number of Graduates	Number of Respondents	Response Rate	Number of Graduates	Number of Respondents	Response Rate
Arts and Sciences	503	164	32%	619	213	34%
Business Administration	361	116	32%	354	133	38%
Communication	220	78	35%	249	82	33%
Education	78	29	37%			
Engineering	181	55	30%	194	75	39%
Health Sciences	230	93	40%	205	72	35%
Nursing	91	38	42%	127	54	43%
Professional Studies	13	3	23%	16	4	25%
Overall	1,677	576	35%	1,764	633	36%

One-Year and Five-Year Post-Graduation Outcomes - Overall

Graduates were grouped into one of several post-graduation outcomes based on their survey response. Each category is mutually exclusive.



- **Employed, full-time** represents alumni who indicated full-time employment. The alumnus/a may have also indicated participation in another activity (such as graduate/professional school); in such cases, the respondent’s outcome was only included in ‘employed, full-time’.
- **Graduate/professional school, full-time** represents alumni who indicated current full-time enrollment in graduate professional school and who are not working full-time.
- **Post-graduation service** represents alumni who are participating in a stipend-paid post-graduation service position such as the Peace Corps, AmeriCorps, or the Jesuit Volunteer Corps.
- **Active military, full-time** represents alumni who currently serve in the armed forces full-time.
- **Other, not seeking** represents alumni who indicated they were not engaged in an activity full-time or were not actively seeking employment or enrollment in a graduate/professional program. This includes alumni who were working part-time and/or attending school part-time.
- **Seeking** indicates those who were not engaged in any activity above and were still seeking employment as of either one year or five years post-graduation.

One-year and Five-year Post-Graduation Outcomes by College

The information below shows the post-graduation outcomes rates for the undergraduate colleges at Marquette. The College of Professional Studies is excluded from the table due to a small number of respondents. Percentages for each college may not sum to 100% due to rounding.

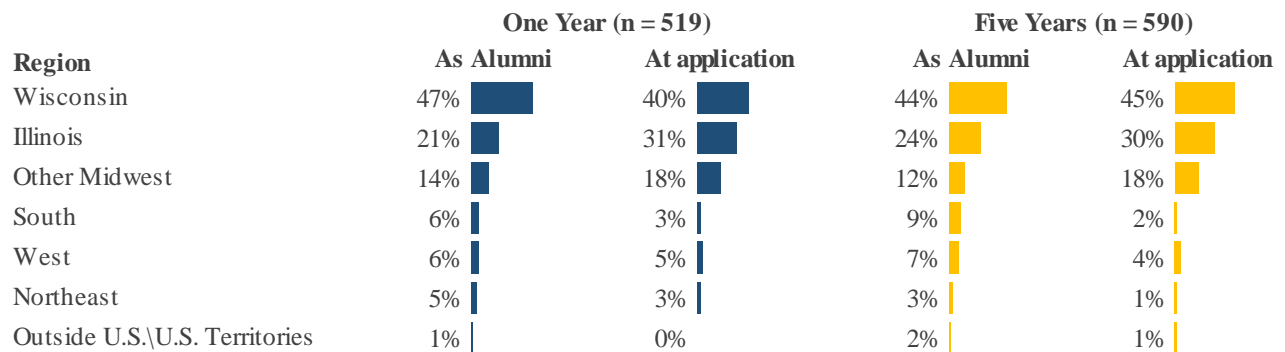
	Respondents		Employed, full-time		Graduate/professional school, full-time		Post-graduation service, full-time	
	One Year	Five Years	One Year	Five Years	One Year	Five Years	One Year	Five Years
College of Arts and Sciences	164	213	50%	85%	36%	9%	7%	0%
College of Business Administration	116	133	93%	96%	1%	2%	1%	0%
College of Communication	78	82	83%	91%	8%	2%	3%	1%
College of Education	29	n/a	83%		10%		0%	
College of Engineering	55	75	80%	85%	16%	7%	2%	0%
College of Health Sciences	93	72	47%	93%	41%	3%	3%	0%
College of Nursing	38	54	92%	93%	3%	4%	0%	0%

	Respondents		Active military, full-time		Other, Not Seeking		Seeking	
	One Year	Five Years	One Year	Five Years	One Year	Five Years	One Year	Five Years
College of Arts and Sciences	164	213	1%	4%	2%	3%	4%	3%
College of Business Administration	116	133	3%	1%	0%	0%	3%	2%
College of Communication	78	82	0%	2%	1%	1%	5%	1%
College of Education	29	n/a	3%		0%		3%	
College of Engineering	55	75	2%	7%	0%	0%	0%	1%
College of Health Sciences	93	72	0%	3%	1%	1%	8%	0%
College of Nursing	38	54	3%	4%	3%	0%	0%	0%

Geographical Region

Alumni indicated the location of their full-time employment or full-time enrollment in graduate/professional school. As a comparison, alumni location at the time of application to Marquette is also shown.

One year after graduation, it appears that more graduates are choosing to remain in Wisconsin; however, this probably reflects students who continue in their graduate/professional studies at Marquette. At five years, the percentage of respondents in Wisconsin as alumni is about the same as the percentage of respondents originally from Wisconsin. One also sees a shift in the five year distribution from the Midwest, including Illinois, to the south, west, northeast and internationally.

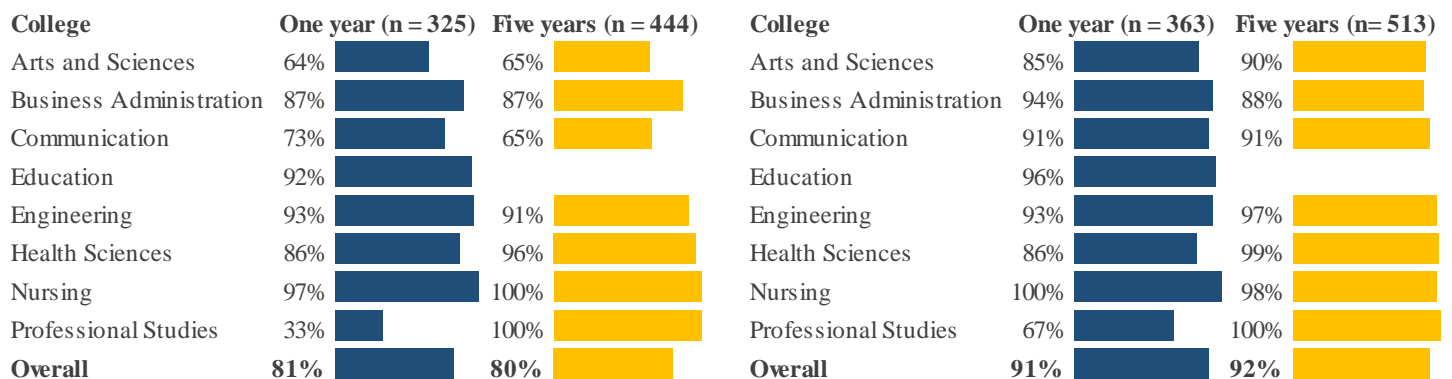


Full-time Employment

Respondents were asked to indicate the relationship of their current position to their undergraduate major and their career goals.

Overall, 81% of alumni one year out and 80% of alumni five years out with full-time employment reported that they considered their job to be **related to their major**.

Overall, 91% of alumni one year out and 92% of alumni five years out with full-time employment reported that they consider their job to be **related to their career goals and/or an entry-level path** that will allow them to achieve their career goals.



Alumni employed full-time were asked to report their annual gross salary. The chart below depicts the median salaries of full-time employed graduates by college. The graphic also includes the 25th and 75th percentiles of gross salary. Employed alumni in the College of Professional Studies are excluded due to a small number of respondents. The chart excludes those active in the military and those in a post-graduation stipend-paid service position.

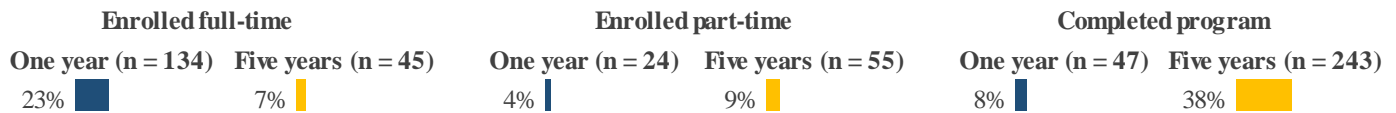
College	Number of Respondents	25th percentile	Median	75th percentile
Overall - one year	380	\$34,000	\$44,750	\$54,600
Overall - five year	530	\$45,000	\$60,000	\$75,000
Arts and Sciences - one year	78	\$30,000	\$35,060	\$41,616
Arts and Sciences - five year	162	\$38,000	\$46,500	\$60,000
Business Administration - one year	104	\$42,000	\$50,000	\$58,000
Business Administration - five year	124	\$56,000	\$70,250	\$85,250
Communication - one year	59	\$32,000	\$35,000	\$41,720
Communication - five year	69	\$39,000	\$46,000	\$60,000
Education - one year	24	\$30,000	\$33,050	\$35,500
Education - five year	n/a			
Engineering - one year	40	\$51,480	\$60,000	\$63,000
Engineering - five year	63	\$67,518	\$75,000	\$85,000
Health Sciences - one year	40	\$37,800	\$52,500	\$63,250
Health Sciences - five year	63	\$56,000	\$65,500	\$83,000
Nursing - one year	34	\$40,000	\$49,500	\$52,827
Nursing - five year	49	\$48,000	\$56,000	\$66,000

Alumni employed full-time were also asked about the extent to which Marquette prepared them for their current position. Over 90% of respondents felt Marquette prepared them “a great deal” or “somewhat” for their current position.

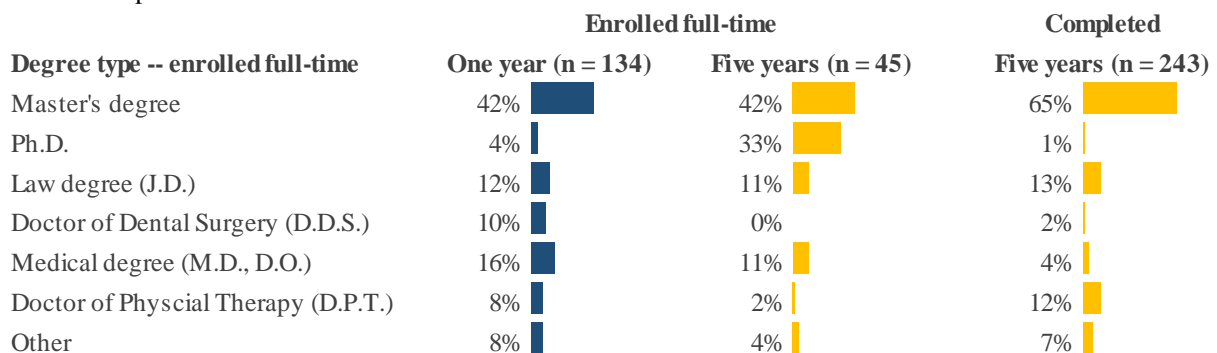
	One year (n = 399)	Five years (n= 556)
A great deal	60%	58%
Somewhat	30%	34%
A little	7%	6%
Not at all	3%	2%

Graduate and Professional Education

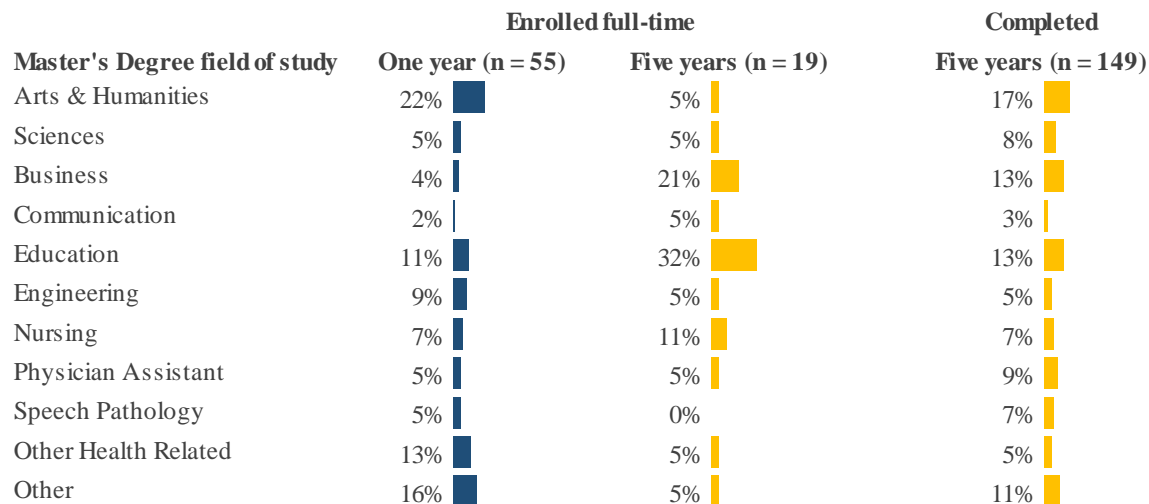
Alumni were asked whether or not they had completed or were currently pursuing graduate/professional school. The categories below are not mutually exclusive. For example, a respondent could have completed a graduate/professional program and also be enrolled in a program. The information about alumni enrolled full-time or part-time are not directly comparable to the post-graduation outcome categories above, as these numbers include all alumni enrolled who may also be working full-time.



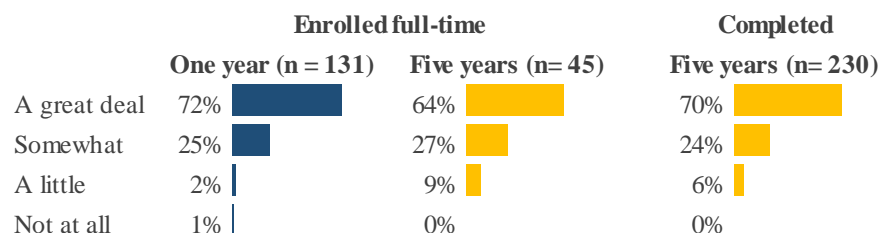
Those pursuing graduate/professional school full-time were asked to indicate the type of degree they are pursuing and the field of study of the degree. The survey also collected the name of the school, although that information is not included within this report. These categories are not mutually exclusive; a respondent could have completed a graduate/professional program and also be enrolled in a program. Results for those one year out who have completed a graduate/professional program are excluded due to a small number of respondents.



Alumni pursuing either Master's or Ph.D. degrees were asked to indicate their field of study. Results for alumni one year out who were pursuing Ph.D. degrees are not shown due to a small number of respondents. "Other Health Related" excludes Nursing, Physician Assistant, and Speech Pathology.




Alumni who were attending or who had completed a graduate/professional school program were also asked about the extent to which Marquette prepared them for the program.



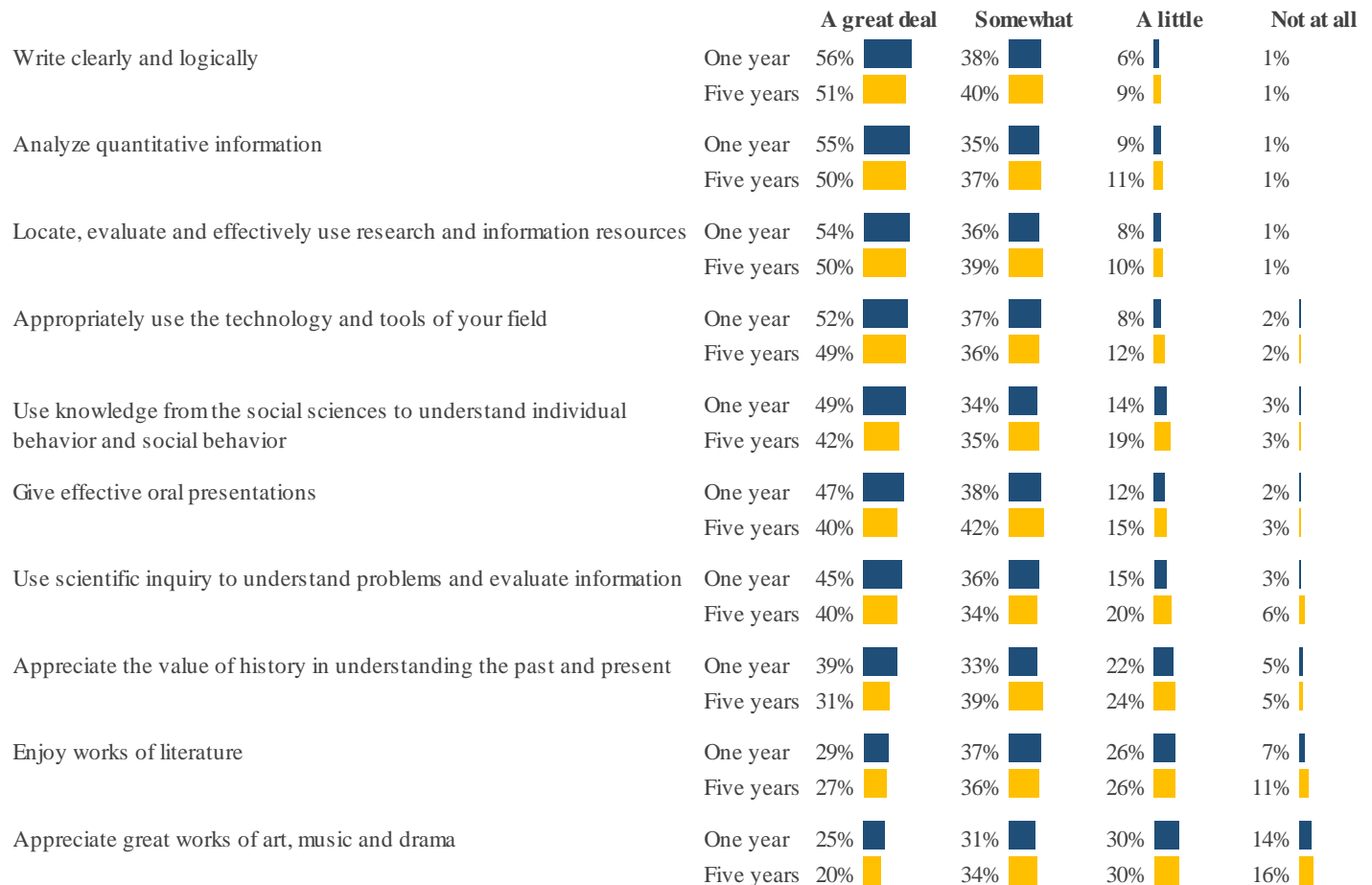
Satisfaction

Alumni indicated their satisfaction with Marquette in their responses to three different questions.

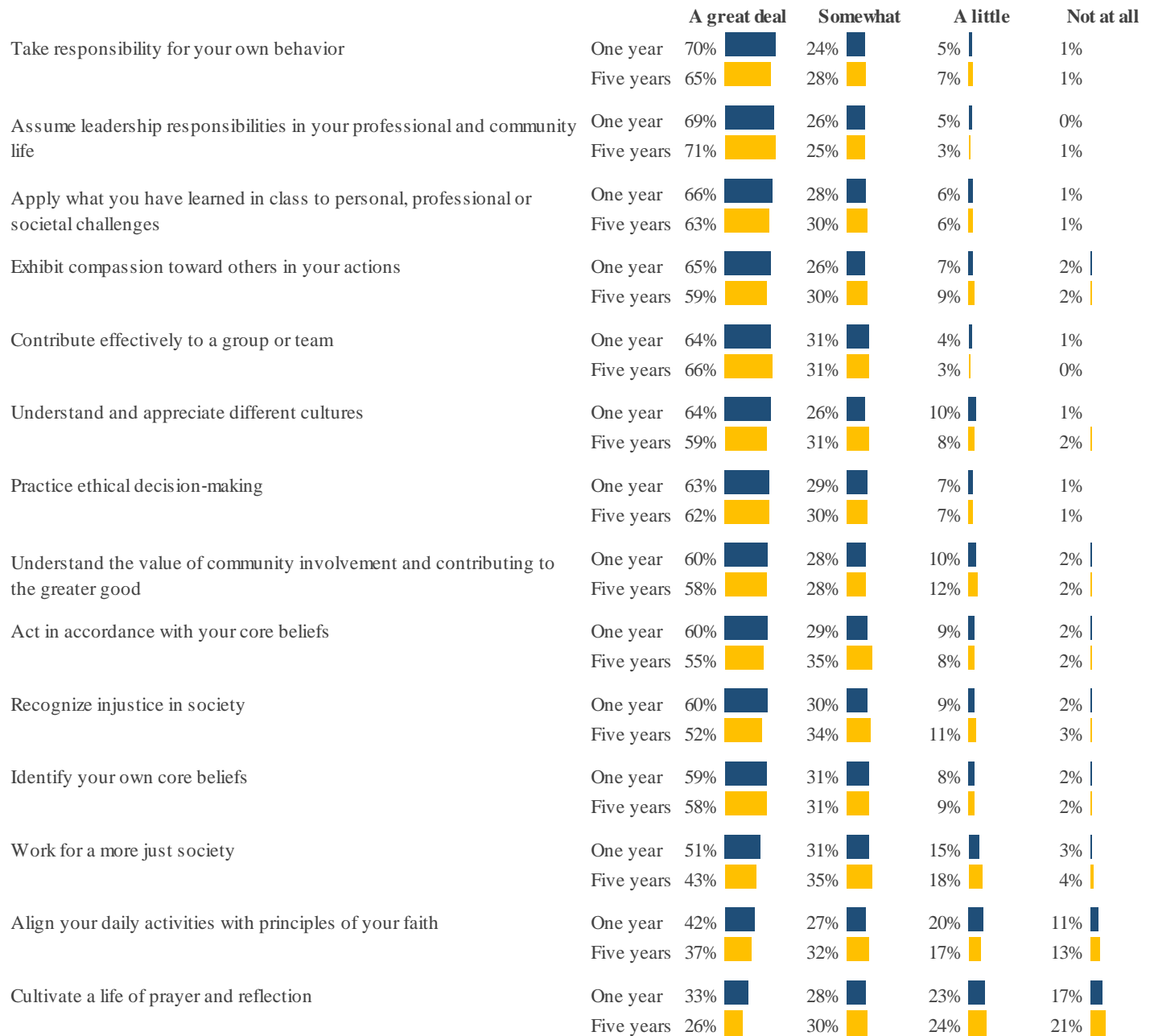


Development of Abilities

Alumni were asked to indicate how much their Marquette undergraduate education contributed to their abilities in several domains.



Alumni were asked how much they have grown in their abilities in several areas compared to when they entered Marquette as undergraduates.



DISCUSSION

Results from this bi-annual survey are distributed to many campus constituency groups and are used to inform current and future students of post-graduation outcomes. Additional information, such as employers, job titles, graduate/professional school names, and comments from the respondents are available upon request.

For additional information about the report, contact:

Ms. Alexandra Riley, Director of Institutional Research and Analysis, at alexandra.riley@marquette.edu,

Ms. Laura MacBride, Research Analyst, Institutional Research and Analysis, at laura.macbride@marquette.edu,